



www.handcraftedmillworks.com

EXTERIOR PRE-HANGING

Standard Door Size Variations:



Width	Height	Thickness Available
2'6" - 3'0"	6'8" & 7'0"	1 3/4" and 2 1/4"
3'1" - 3'6"	8'0"	
3'7" - 4'0"	9'0"	
	10'0"	

R 1

©2009 Handcrafted - Millworks All Rights Reserved

All Pre-hung units are factory machined and assembled to insure precise fit. For shipping purposes, door units with sidelights and/ or transoms are shipped crated as separate prehung units and will require mulling units together. Double doors are shipped KD and will require assembly

Exterior pre-hung includes: 1 1/4" rabbeted weather - stripped jamb, kerfed Compression weather stripping, exterior trim, interior casing, sill aluminum or wood, Hinges, door sweep, pre-hanging including cylinder lock prep.
Double door pre-hang also includes stock flush bolts top and bottom, exterior weather stripped astragal. Pre-Hang does not include Door Slab/s

DOOR JAMB	JAMB WIDTH	MODEL #
	3 1/2 - 5 1/4 5 1/2 - 7 1/2	EDSQ-1
	3 1/2 - 5 1/4 5 1/2 - 7 1/2	EDSQ-2

Single door recommended rough opening = To door size add 2 3/4" to width and 3 5/8" to height, this gives you the rough opening size.

Rough opening will be 1" larger in width and 1" larger in height than jamb.

Double door recommended rough opening = To door size add 3 5/8" to width and 3 5/8" to height, this gives you the rough opening size.

Rough opening will be 1" larger in width and 1" larger in height than jamb.



Handcrafted Millworks
CRAFTED DOORS - MILLWORK

www.handcraftedmillworks.com

EXTERIOR PRE-HANGING

Standard Door Size Variations:

Width

2'6" - 3'0"

3'1" - 3'6"

3'7" - 4'0"

Height

6'8" & 7'0"

8'0"

9'0"





10'0"

Thickness Available

1 3/4" and 2 1/4"

R 2

© 2009 Handcrafted - Millworks All Rights Reserved

DOOR JAMB	JAMB WIDTH	MODEL #
	<p>3 1/2 - 5 1/4</p> <p>5 1/2 - 7 1/2</p>	EDFA-1
	<p>3 1/2 - 5 1/4</p> <p>5 1/2 - 7 1/2</p>	EDFA-2
	<p>3 1/2 - 5 1/4</p> <p>5 1/2 - 7 1/2</p>	EDTA-1
	<p>3 1/2 - 5 1/4</p> <p>5 1/2 - 7 1/2</p>	EDTA-2



www.handcraftedmillworks.com

INTERIOR PRE-HANGING

Standard Door Size Variations:

Width	Height	Thickness Available
2'0" - 3'0"	6'8" & 7'0"	1 3/4" and 2 1/4"
3'1" - 3'6"	8'0"	
	9'0"	
	10'0"	

R 3



©2009 Handcrafted - Millworks All Rights Reserved

All Pre-hung units are factory machined and assembled to insure precise fit. For shipping purposes, door units with sidelights and/ or transoms are shipped crated as separate prehung units and will require mulling units together. Double doors are shipped KD and will require assembly

Interior pre-hung includes: 3/4" flat jambs with loose stops, hinges, pre-hanging, cylinder lock prep, casing two sides.

Double door pre-hang includes stock flush bolt (top only) interior astragal.

Pre-Hang does not include Door Slab/s

DOOR JAMB	JAMB WIDTH	MODEL #
	<p>3 1/2 - 5 1/4</p> <p>5 1/2 - 7 1/2</p>	IDSQ-1
	<p>3 1/2 - 5 1/4</p> <p>5 1/2 - 7 1/2</p>	IDSQ-2

Single door recommended rough opening = To door size add 2 3/4" to width and 2 " to finished floor height, this gives you the rough opening size.

Rough opening will be 1" larger in width and 1" larger in height than jamb.

Double door recommended rough opening = To door size add 2 7/8" to width and 2 " to finished floor height, this gives you the rough opening size.

Rough opening will be 1" larger in width and 1" larger in height than jamb.



Handcrafted Millworks
CRAFTED DOORS - MILLWORK

www.handcraftedmillworks.com

INTERIOR PRE-HANGING

Standard Door Size Variations:





Width
 2'0" - 3'0"
 3'1" - 3'6"

Height
 6'8" & 7'0"
 8'0"
 9'0"
 10'0"

Thickness Available
 1 3/4" and 2 1/4"

R 4

© 2009 Handcrafted - Millworks All Rights Reserved

DOOR JAMB	JAMB WIDTH	MODEL #
	<p>3 1/2 - 5 1/4</p> <p>5 1/2 - 7 1/2</p>	IDFA-1
	<p>3 1/2 - 5 1/4</p> <p>5 1/2 - 7 1/2</p>	IDFA-2
	<p>3 1/2 - 5 1/4</p> <p>5 1/2 - 7 1/2</p>	IDTA-1
	<p>3 1/2 - 5 1/4</p> <p>5 1/2 - 7 1/2</p>	IDTA-2



Handcrafted Millworks
CRAFTED DOORS - MILLWORK

www.handcraftedmillworks.com

T-ASTRAGAL

Standard Door Size Variations:

Width
 2'6" - 3'0"
 3'1" - 3'6"
 3'7" - 4'0"

Height
 6'8" & 7'0"
 8'0"
 9'0"
 10'0"

Thickness Available
 1 3/4" and 2 1/4"

© 2009 Handcrafted - Millworks All Rights Reserved

R 5

PROFILE	MODEL	DESCRIPTION	SPECIFICATIONS
	ATE-01	EXTERIOR T-ASTRAGAL FOR 1 3/4 THICK DOOR	1 5/8" X 4"
	ATE-02	EXTERIOR T-ASTRAGAL FOR 1 3/4 THICK DOOR	1 5/8" X 4"
	ATE-03	EXTERIOR T-ASTRAGAL FOR 2 1/4 THICK DOOR	1 5/8" X 4 1/2"
	ATE-04	EXTERIOR T-ASTRAGAL FOR 2 1/4 THICK DOOR	1 5/8" X 4 1/2"
	ATI-01	INTERIOR ASTRAGAL	1 5/8" X 3/4"
	ATI-02	INTERIOR ASTRAGAL	1 5/8" X 3/4"



Handcrafted Millworks
CRAFTED DOORS - MILLWORK

www.handcraftedmillworks.com

TRESHOLD & DOOR BOTTOM

Standard Door Size Variations:

Width

2'6" - 3'0"

3'1" - 3'6"

3'7" - 4'0"

Height

6'8" & 7'0"

8'0"

9'0"



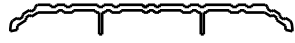




10'0"

Thickness Available

1 3/4" and 2 1/4"

© 2009 Handcrafted - Millworks All Rights Reserved

R 6

PROFILE	MODEL	DESCRIPTION	SPECIFICATIONS
	ATA-01	BRONZE ANODIZED ALUMINUM ADJUSTABLE IN-SWING THRESHOLD	3 1/2" - 7 11/16" X 1 1/4"
	TA-02	BRONZE ANODIZED ALUMINUM OUT-SWING THRESHOLD	5 7/16" OR 7 7/16" X 1 1/4"
	TA-03	BRONZE ANODIZED ALUMINUM COMMERCIAL SADDLE THRESHOLD	1/2" X 4", 5", 6", 6 7/8"
	TW-01	WOOD IN-SWING THRESHOLD	3 1/2" - 8-3/4" X 1 1/4"
	TW-02	WOOD OUT-SWING THRESHOLD	3 1/2" - 8-3/4" X 1 1/4"
	TW-03	WOOD COMMERCIAL SADDLE THRESHOLD	3 1/2" - 7-1/2" X 1 1/4"
	DB-01	DOOR BOTTOM	1/2" X 1 3/8"



Handcrafted Millworks
CRAFTED DOORS - MILLWORK

www.handcraftedmillworks.com

BRICKMOULD & CASING

Standard Door Size Variations:

Width

2'6" - 3'0"

3'1" - 3'6"

3'7" - 4'0"

Height

6'8" & 7'0"

8'0"

9'0"




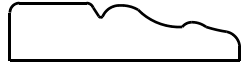




10'0"

Thickness Available

1 3/4" and 2 1/4"

R 7

© 2009 Handcrafted - Millworks All Rights Reserved

PROFILE	MODEL	DESCRIPTION	SPECIFICATIONS
	BRK-01	STUCCO MOULD WITH STUCCO KEY	1 1/4" X 2 1/4"
	BRK-02	BRICK MOULD	1 1/4" X 2 1/4"
	BRK-03	BRICK MOULD	1 1/4" X 2 1/4"
	C-01	CASING	1 1/16" X 2 1/4"
	C-02	CASING	1 1/16" X 3"
	C-03	CASING	1 1/8" X 3 1/4"
	C-04	CASING	1 1/16" X 2 1/4"
	MC-01	MULL COVER	1/2" X 1 3/8"