



Handcrafted Millworks
CRAFTED DOORS - MILLWORK

www.handcraftedmillworks.com

SQUARE AND RADIUS DOOR OPTIONS

Standard Door Size Variations:


Width	Height	Thickness Available
2'6" - 3'0"	6'8" & 7'0"	1 3/4" and 2 1/4"
3'1" - 3'6"	8'0"	
3'7" - 4'0"	9'0"	
	10'0"	

B 2

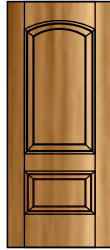
© 2009 Handcrafted - Millworks All Rights Reserved

Doors-Single

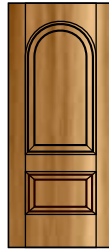
Square = 1



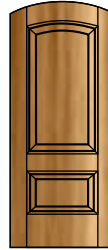
Top Rail Flat Arch = 2
(Standard)



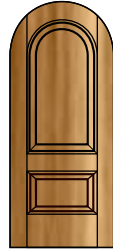
Top Rail True Arch = 3



Flat Arch = 4
(Standard)




True Arch = 5




Doors-Pairs


Square




Top Rail Flat Arch
(Individual Arch)




Top Rail True Arch
(Individual Arch)




Top Rail common Flat Arch = 6
(Common Arch)



Top rail common True Arch = 7
(Common Arch)



Flat Arch = 8
(Common Arch)



True Arch = 9
(Common Arch)

